



Winch Systems & Products

There is no such thing as a standard winch. We supply winches for varying requirements in every field. Deepwater deployment with winch loads of 100 tons or more calls for a different approach than for a diving bell, where reliability is of utmost importance. We offer standard and custom made solutions to meet any capacity with any certification.

DURABLE & RELIABLE



We have a long tradition in the design and manufacturing of Winches, Reelers, Spoolers, Handling Systems, Custom and Specialty Products & Projects. Effective solutions and on-time delivery along with field service and ease of accessibility. We provide solutions that meet the most demanding challenges of our customers. Custom Winches manufactured to customer and industry specifications is our specialty.

We specialise in On & Offshore Oil & Gas drilling, construction and transportation, Launch And Recovery Systems, Diving/ROV Winches, Utility Winches and Crane Replacement Winches, Deepwater Deployment, Wire rope and Softrope Traction

Winches, Utility Winches, Specialty Winches and Projects.

We are well aware of the crucial importance of global servicing, maintenance and repairs to shipping. Wherever services might be needed; on board a ship, on a rig in the open seas, or in a port along the international shipping routes, we offer you a worldwide network of service centres and self-supporting, qualified service engineers, standing by to aid you in any service request, anywhere, anytime. During the full life cycle of your equipment, you can always rely on our professional support, both on-demand and on contract basis.


- Commissioning
- After-sales
- Maintenance
- Repairs

WHY OUR WINCHES?

- Innovative winch solutions adapted to the latest market requirements
- Tailor made to any requirement
- Proven track record
- Installation, engineering, manufacturing, commissioning, in-house design and after sales services
- Worldwide presence
- Certifications meet all standards set forth by accredited bodies and industry standard.


engineering your ambitions

LAUNCH AND RECOVERY SYSTEMS



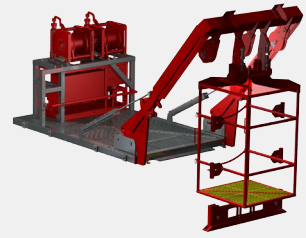
Saturation diving LARS

The saturation diving LARS is designed for safe launch and recovery and delivery of the diving bell to the deck decompression chamber. The system is designed for easy cost effective transportation and is versatile enough to be used in different configurations. The system consists of a supporting frame structure for the A-Frame and Winches, Launch and Recovery A-frame, Saturation Diving Guide Wire Winch, Saturation Diving Main Bell Winch, and HPU. Optional Powered Sheave or Umbilical Reeler is available.



ROV LARS


The ROV LARS is designed to move subsea packages from ship deck to subsea and back again. The system has been designed for use in 4,000 m water depth with luffing SWL of 15MT and overboard SWL of 20MT. A-Frame Docking Head Assembly has full luffing load slewing capability of approximately 270°. The total system is comprised of an over the centre A-Frame, an Umbilical Winch with Right-Angle Levelwind, and a dual string HPU to power all systems.



Surface diving LARS

The surface diving LARS is designed for safe launch and recovery of surface divers. The system is designed for easy, cost effective transportation and is versatile enough to be used from different locations. The system provides an easy and reliable two-men diving cage and can be mounted on a skid for easy transportation. The system consists of an integrated HPU and control unit to operate the system.

DEEPWATER DEPLOYMENT AND UTILITY WINCHES




Deepwater Soft Rope Traction Winch

In deepwater applications, as payloads get heavier using wireline becomes unsafe and difficult to handle. To stay within industry approved guidelines for safety something else must be used. We can provide you with a solution to this challenge by using Synthetic Rope in combination with our Deepwater Soft Rope Traction Winch. Synthetics have advanced to the point where their characteristics are similar to wire rope, but because it is neutrally buoyant, safety margins are maintained. With the use of synthetics, the entire handling system gets smaller.

Systems Offered


1. For Water Depths exceeding 12,000'
2. Loads Exceeding 100 Tons
3. Non Compensation System
4. Passive Compensating System
5. Active Compensating System



5 MT Deep Water Hydraulic Tugger Winch


Our 5 MT Deep Water Hydraulic Tugger Winch comes standard with dual counterbalance valves to provide dynamic braking during pay out operations. This eliminates the need for having a band brake directly mounted on the winch drum to act as a dynamic brake (required for pneumatic winches). Band brakes, specifically when used for dynamic braking, go through excessive wear on the friction material (brake pads) and thus require frequent replacements resulting in pulling the winch out of service more often. The net effect of this is a decrease in overall reliability. To achieve a line speed of 70 fpm, the pneumatic winch will require 800 SCFM of air, any less amount provided to the winch will slow the line speed. The hydraulic option provides twice this speed under full load, and 3.5 times this speed under no load (i.e. trip down).

UTILITY WINCHES AND CRANE REPLACEMENT WINCHES



General Utility Winches


General Utility Winches come standard with a Line Speed of 0-100 fpm (full drum), Infinitely Variable. They are equipped with a Multi-Disk Caliper Brake to hold 2X SWL. 300 psi, 40 gpm hydraulic oil input required. Standard Controls are remote Hydraulic Piloted. Winches are also available with Solenoid Piloted Controls.



Crane Replacement Winches


Crane Replacement Winches are designed to replace less robust winches currently in use in the field. They are API-2C and ABS-CDS compliant and equipped with Dual Band Brakes, spring set and hydraulic release. The Band Brakes come with Wear Indicators. The Automatic Drum Lock has a spring engaged and hydraulic release. A grooved Drum Liner (Lebus Type) is a standard feature.

DIVING/ROV WINCHES




Dive Bell Winch

Our Dive Bell Winch, certified under DNV rules for Diving systems OS-E402, consists of a 12MT full drum SWL, with a 60 fpm full drum speed. The bull gear and pinions of the drive system are driven by large displacement motors. The drives and brakes meet IMCA requirements. The two brakes consist of a multi-disk in motor and caliper disk, both spring to set/pressure to release. Even though the system is equipped with two motors, only one is required for full performance. The manifold motor switching functionality eliminates the majority of tubing plumbing. The winch consists of a grooved (lebus type) drum liner and a self-correcting levelwind with override. Multiple rope exit angles as well as over- and underwound options are accommodated. The drum guards are standard. Minimum design temperature: -10 °C.



Guide Wire (Clump Weight) Winch

The Guide Wire (Clump Weight) Winch, certified under DNV Rules for Diving systems OS-E402, includes a 7.5MT full drum SWL with a 80 fpm full drum speed. The drive system consists of a bull gear and pinions driven by large displacement motors. The drives and brakes meet IMCA requirements. The two brakes include a multi-disk in motor and caliper disk, both spring to set/pressure to release. Even though the system is equipped with two motors, only one is required for full performance. The manifold motor switching functionality eliminates the majority of tubing plumbing. The winch consists of a grooved (lebus type) drum liner and a self-correcting levelwind with override. Multiple rope exit angles as well as over- and underwound options are accommodated. The drum guards are standard. Minimum design temperature: -10 °C



The umbilical reeler drive system


The Umbilical Reeler drive system is bull gear and pinion driven by a large displacement motor. The single disk brake / two calipers, both spring to set / pressure to release.

The reeler is supplied with a self-correcting levelwind with override. Level Wind allows for multiple rope exit angles. The drum guards are standard (guards not shown). Minimum design temperature: 10 °C.


SPECIALTY WINCHES AND PRODUCT LINES




Under Roller




Umbilical Spoolers



Buoy Winch



**Subsea Flying Lead Deployment Frame
Light Weight**




Carousel Deployment Frame



Draw Off/Hold Back Capstan



Coiled Tubing Frame Assembly



Heave compensation systems

